


Social Studies For Our Children

Book 1




Easy Path Series

A GOG/EFA-FTI Project

Social Studies For Our Children

Book 1



Easy Path Series

A GOG/EFA-FTI Project

ACKNOWLEDGEMENTS

The Ministry of Education wishes to acknowledge the work done by the following persons who were involved in the production of the first edition:

Ruth Persico, (team leader)
Cheryl Foster
Myrtle Fraser
Pearl Marks
Winifred Toney
Marvin Bart
Maylene Duncan
Brian Clarke
Franciene Doris
Ainsworth Mckend

The work of the following persons who were involved in the production of the second edition is also acknowledged:

Andrew Kartick
Philip Kartick
Claudette Phoenix
Norma Stepheny

* * * * *

© 2004 Ministry of Education, Georgetown, Guyana.

All rights reserved. No part of this publication may be reproduced, stored in a retrieval system or transmitted in any form or by any means without the prior permission of the copyright owner.

Published by The Ministry of Education, Georgetown, Guyana.

Printed by VonHoffmann Corporation

Revised 2004

SOCIAL STUDIES FOR OUR CHILDREN

BOOK 1

WRITING TEAM: Ruth Persico [team leader]
Cheryl Foster
Myrtle Fraser
Pearl Marks
Winifred Toney

SUBJECT SPECIALIST: Marvin Bart

ILLUSTRATORS: Maylene Duncan
Ainsworth McKend
Brian Clarke

DESIGN TYPIST: Franciene Doris

COVER DESIGN BY: Ainsworth Mckend
Maylene Duncan

A GOG/EFA-FTI Project

Easy Path Series

**NOT FOR SALE
PRINTED FOR THE MINISTRY OF EDUCATION
GOVERNMENT OF GUYANA.**

FOREWORD

One welcomes the publication of this series of textbooks as part of the Primary Education Improvement Project funded by the Inter-American Development Bank and the Government of Guyana.

This series of texts has been long in planning, writing and producing. In the process however, many Guyanese have developed skills in textbook writing and publication. This will serve Education well in the future.

We congratulate all those responsible for the production of these texts. They have done a good job. Guyanese children at the Primary level, and, indeed, the society as a whole, will be the beneficiaries of their labour.

Thanks to the Inter-American Development Bank for its financial support. Primary Education in Guyana will benefit considerably with the availability of relevant reading material.

Dale A. Bisnauth
Senior Minister of Education
and Cultural Development


CONTENTS

		Page
Chapter 1	Children	1
	- Children are special	2
	- Children play together	3
	- Children eat together	4
Chapter 2	The Family	5
	- Family members work together	7
	- Families observe special occasions	8
	- Ron and Sue are polite	11
Chapter 3	Children go to school	12
	- Where is the school	13
	- It is fun to work at school	14
	- People take care of the school	17
Chapter 4	School Rules	18
	- Keep the school clean	19
Chapter 5	Many families live in a neighbourhood	20
	- Green Valley – Our neighbourhood	21
	- Neighbours help each other	22
	- Families relax	24
Chapter 6	Keeping healthy	25
	- Health and safety Rules	26
	- Do not travel with strangers	32
Chapter 7	Our Nation	33
	- Guyana is an Independent State	34
	- Some of our National Symbols	35
	- The National Pledge	37
	- Be loyal to Guyana	38

Chapter 8	Weather	39
Chapter 9	Celebrations	40
	- Diwali	41
	- Christmas	42
	- Republic/Mashramani	43
	- Labour Day	45
	- Match each picture on Side A with one on SIDE B	46

NOT FOR SALE

1 Children



Ron and Sue

Ron is a boy.

Sue is a girl.


All boys and girls have names.



Draw yourself.

Write your name.

Children are special



Their parents love and care for them.



Name someone who loves you?

How does he or she care for you?

Children play together



They like to skip and play hop-scotch.



Talk about a game you like.

Children eat together



Ron shares his milk with his friends.
They like to sit together to eat.



Draw two fruits you like to eat.

2

The Family



We live in families.
Ron belongs to this family.



Count the members in Ron's family.

Count the members in your family.



Sue belongs to this family.



Name the members of Ron's family.

Name the members of Sue's family.

Draw your family.

Family members work together



Ron's father and mother work in the garden.



How do you help at home?

Families observe special occasions



Ron has a birthday party.
He is six years old today.
He invites Sue and other friends.




They play games and share gifts.



When is your birthday?

Draw a birthday cake.



Ron's parents and Sue's parents have fun.

It is Mother's Day.



Make a Mother's Day card.

Ron and Sue are polite




Ron and Sue are polite to their teachers.



Show how you can be polite to your parents and to others.

3 Children go to School




Ron and Sue get ready for school.
Ron brushes his teeth.
Sue combs her hair.



How do you get ready for school?

Where is the school?




Ron and Sue go to a school near their home.
A big tree is near their school.




Find out what is near your school.

It is fun to work at school



At assembly, the Headteacher tells us of Ron's birthday.




The other pupils cheer Ron.

They wish him a "Happy Birthday".




What else does your Headteacher do at school?

Ron and Sue have many friends.
They all meet at school sports.



People take care of the school



The cleaner sweeps the school.

The guard protects the school.

Ron and Sue like their school.



Name the workers at your school.

4

School Rules

Be regular!

Be on time!



Ron and Sue obey the school rules.

They come to school regularly.

This means they come everyday.



Say two of your school rules.

Keep the school clean




Ron and Sue help to keep their school clean.

They put waste paper in the dustbin.



How do you keep your school clean?

5 Many families live in a neighbourhood



Ron lives near other families.
They are his neighbours.
A trench is near their home.



Draw your house and your neighbour's house.

Name some buildings in your neighbourhood.



Ron and Sue live in a large neighbourhood.



Green Valley - Our Neighbourhood

Neighbours help each other



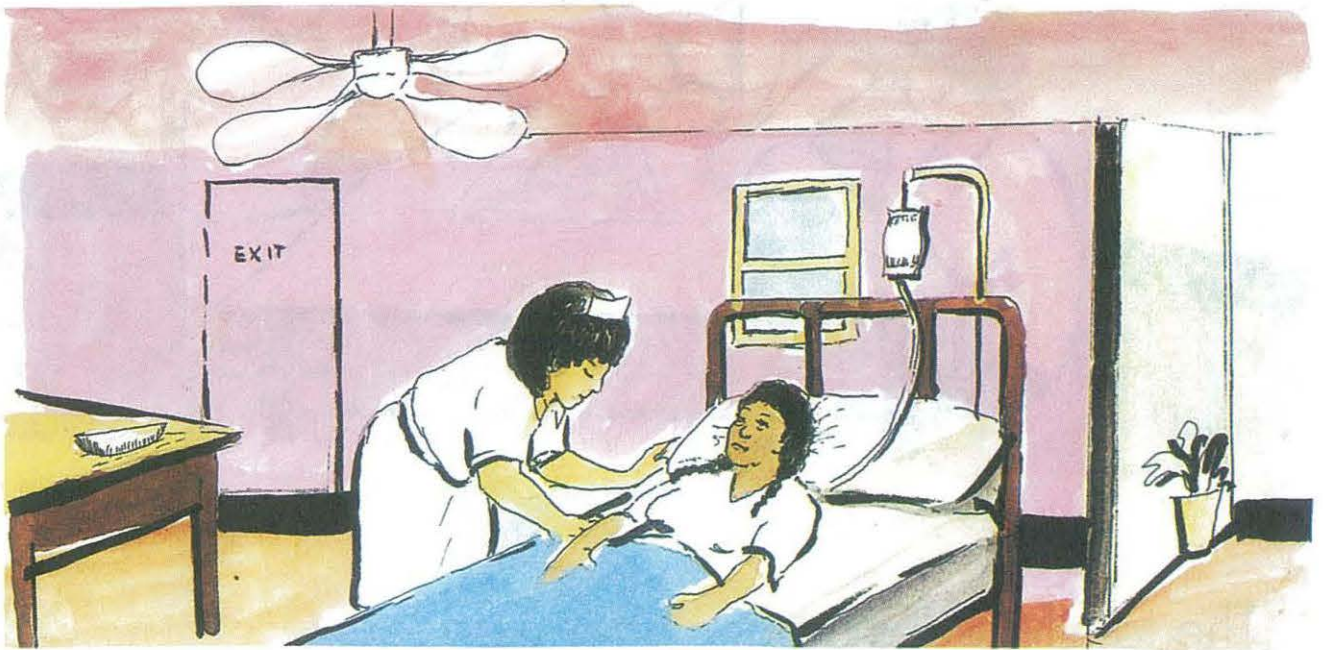
They are many workers in the neighbourhood.



Name some workers in your neighbourhood.



Ron's father is a carpenter.



Sue's mother is a nurse.



How does your father help others?

How does your mother help others?

Families relax




The family plays games after work.




Name a game that you play with your family.

6 Keeping healthy

Ron and Sue eat many kinds of foods.



These foods give them energy.



These foods build their muscles.



These foods protect their bodies.



Name one food from each group.

Health and Safety Rules




Ron washes his hands after using the toilet.
Germs can make you ill.



How do you keep germs away?

Sue stays away from the stove when Mother is cooking.

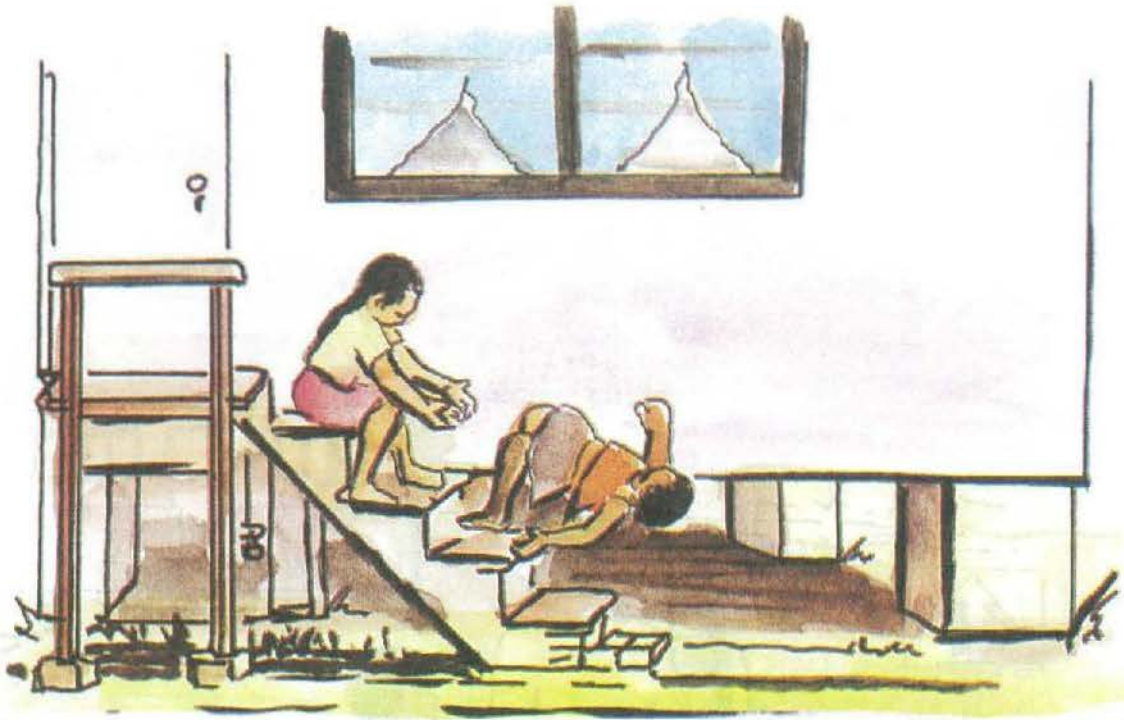




Mother keeps the medicine away from Ron.



Smoking is dangerous.



It is not safe to play on the stairs.



Sue flies her kite in open spaces.



How do you keep safe?

Kerb Drill
Look right!
Look left!
Look right again!
If the road is clear
Cross quickly.



Ron's father takes him to school.
Why do they walk on the right hand side of the road?



Say the Kerb Drill.

Name the signals in the picture.



Sue takes good care when she travels.



Do not travel with strangers



Ron and Sue meet a stranger.

They do not go to him.




What would you do when you meet a stranger?

7

Our Nation

We are Guyanese.



Ron and Sue are Guyanese.
They were born in Guyana.

Complete:



The name of my country is _____.

Guyana is an Independent State.




Guyana became independent on the
26th May, 1966.

Guyana has a Head- of- State.
He is our President.



Name the President of Guyana.

Some of our National Symbols



The National Flag




The Coat-of-Arms

Guyana has a National flag and a Coat-of-Arms.



Draw and colour the National Flag.
Name the National Bird.

Our National Anthem



Guyana has a National Anthem.




Sing the first verse of the National Anthem.

Say the National Pledge.




Guyana has a National Pledge.



The National Pledge

Ron and Sue show respect and loyalty to their country.



Be loyal to Guyana

8 Weather

Sun and rain - Clouds and winds



Sunny



Rainy



Cloudy



Windy

Complete:



Today is a _____ day.
Can you play games outside today?

9 Celebrations



Remember those who went to war.

Ron and Sue buy poppies.



What is the special name for that Day?

Make a greeting card for Diwali.
Draw a diya.



Ron's family and Sue's family take part in Diwali.



Diwali!

Christmas




Ron and Sue receive gifts.
Their parents give them toys at Christmas.



Draw a toy you wish to receive at
Christmas.

Republic/Mashramani




Guyana became a Co-operative Republic on the 23rd February, 1970.



How does your school celebrate Republic Week?

Mashramani




Many persons take part in Mashramani.



Say what is happening in the picture.

Labour Day



Many persons march on Labour Day.
Do your parents march on Labour Day?



Complete:







Many workers march on _____ Day.

Match each picture on SIDE A with one on SIDE B

A



B



NOT FOR SALE

'Social Studies For Our Children' comprises six books with corresponding teachers' manual. It is part of the 'Easy Path Series' of educational materials for the four core subject areas in the primary school.

Each book contains exercises and activities designed to reinforce important concepts, skills, attitudes and values and to help evaluate pupils' progress and teachers' competencies.

The emphases in the various levels are:

- Book 1 and Book 2 - The Home, School and Family
- Book 3 - The Community
- Book 4 - Guyana our Homeland
- Book 5 - The Caribbean Community
- Book 6 - Guyana in the World

'Social Studies For Our Children Book 1'

focuses on 'The Immediate Community'.

It deals with how we live, work and celebrate together. Pupils are exposed to a variety of events and situations in community life which will enable them to be aware of the social, physical and political aspects of community life.

NOT FOR SALE

PRINTED FOR THE MINISTRY OF EDUCATION

GOVERNMENT OF GUYANA.

ISBN 976-8198-07-9

www.education.gov.gy